

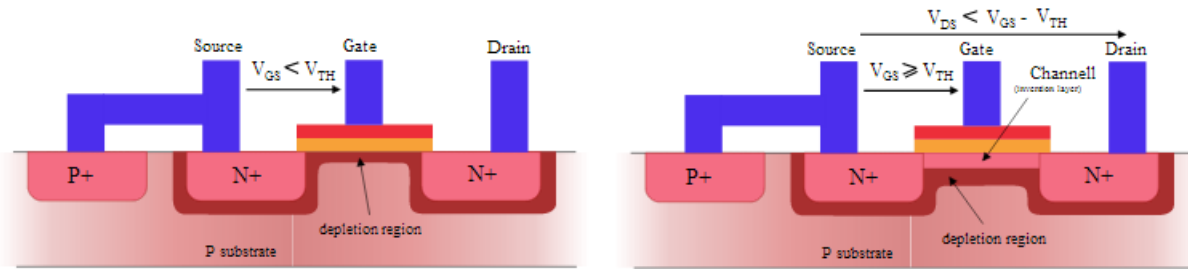
Reference: C:\Users\Bernhard Boser\Documents\Files\Lib\MathCAD\Default\defaults.mcd

L11: Transconductor

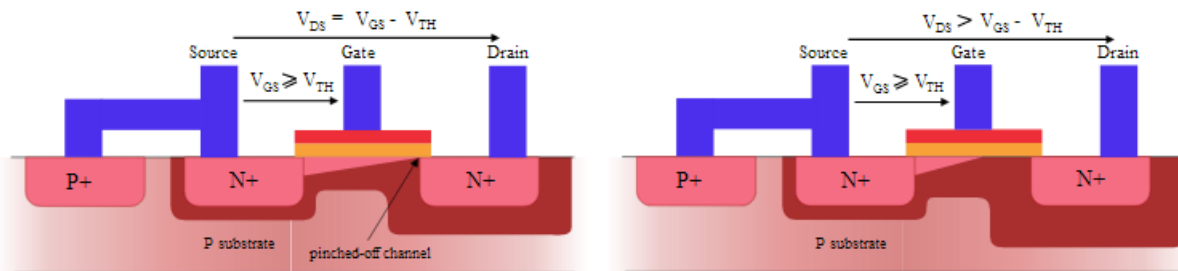
Intro

BJT vs MOS

- small-signal
- large signal:
 - MOS: linear/exponential, strong/weak inversion, quadratic
 - BJT: exponential

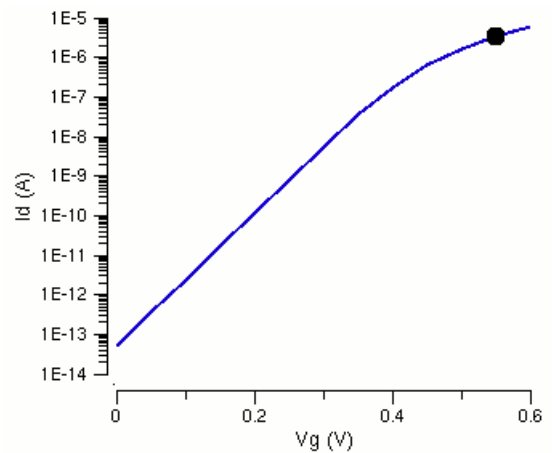
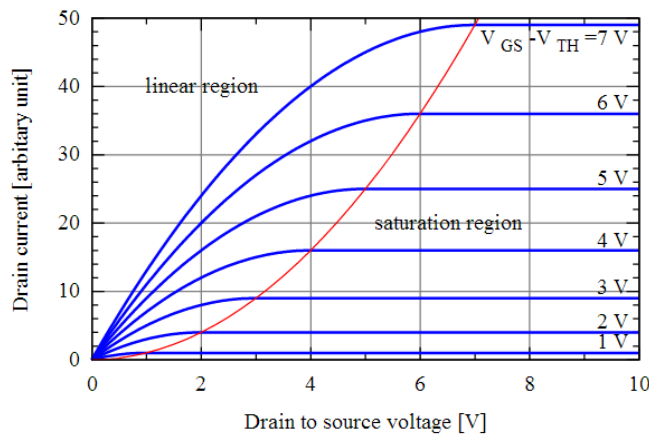


Linear operating region (ohmic mode)



Saturation mode at point of pinch-off

Saturation mode



$$k_p := 1$$

$$V_{TH} := 1V$$

$$I_{dlin}(V_{GS}, V_{DS}) := k_p \cdot \left(V_{GS} - V_{TH} - \frac{V_{DS}}{2} \right) \cdot V_{DS}$$

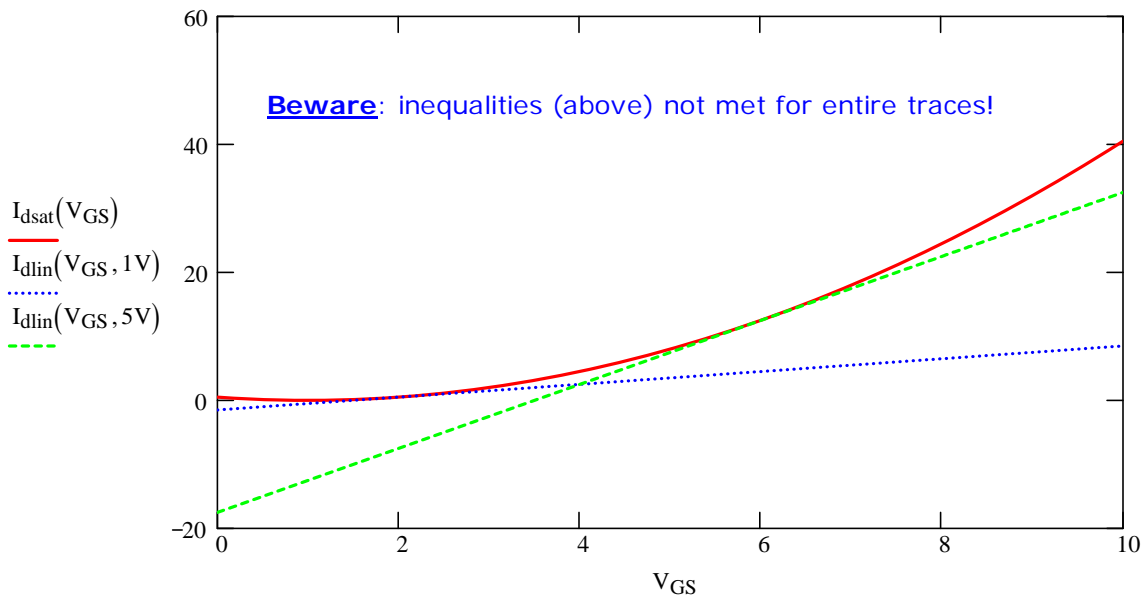
for $V_{GS} > V_{TH}$ and $V_{DS} < V_{GS} - V_{TH}$

$$I_{dsat}(V_{GS}) := \frac{k_p}{2} \cdot (V_{GS} - V_{TH})^2$$

for $V_{GS} > V_{TH}$ and $V_{DS} > V_{GS} - V_{TH}$

$$I_{dweak}(V_{GS}) := e^{-\frac{V_{GS}}{V_t}}$$

for $V_{GS} < V_{TH}$ and $V_{DS} > V_{GS} - V_{TH}$



Transconductor

$$I_o = G_m \cdot V_i$$

MOS Linear:
$$I_d = \mu \cdot C_{ox} \cdot \frac{W}{L} \cdot \left(V_{GS} - V_{TH} - \frac{V_{DS}}{2} \right) \cdot V_{DS}$$

Transconductance:
$$\frac{d}{dV_{GS}} \mu \cdot C_{ox} \cdot \frac{W}{L} \cdot \left(V_{GS} - V_{TH} - \frac{V_{DS}}{2} \right) \cdot V_{DS} \text{ simplify } \rightarrow \mu \cdot C_{ox} \cdot \frac{W}{L} \cdot V_{DS}$$


$$G_m = \frac{dI_d}{dV_{GS}} = \mu \cdot C_{ox} \cdot \frac{W}{L} \cdot V_{DS} \quad \text{depends on } V_{DS}$$


BTW:
$$\frac{d}{dV_{DS}} \mu \cdot C_{ox} \cdot \frac{W}{L} \cdot \left(V_{GS} - V_{TH} - \frac{V_{DS}}{2} \right) \cdot V_{DS} \text{ simplify } \rightarrow -\mu \cdot C_{ox} \cdot W \cdot \frac{(V_{DS} - V_{GS} + \text{volt})}{L}$$

Eliminating V_{DS} dependence

Small R_i --> CG or CB. Which is preferable?

- BJT: lower $R_i = 1/g_m$
- r_{pi} in parallel with R_{lin} --> offset resistance
- Needs BiCMOS process





$$r_o = \frac{1}{g_o} = \frac{V_A}{I_C} \quad \left(\frac{25\mu\text{A}}{100\text{V}}\right)^{-1} = 4\text{M}\Omega$$

Example: high gain amplifier with current source load